

Electrified solutions

Product guide

Heat pumps, hybrids and air conditioning



Installer
guide



The future of home heating has arrived

PUMP IT UP



Product shown - Compress 5800i AW outdoor unit.

Contents

Why choose Bosch?	4
Heat pumps	6 – 31
Overview	6
Compress 5800i AW (semi monobloc)	8 – 13
– Compatibility	8
– System set-ups	9
– Clearances	9
– Key information	10
– Controls	11
– Accessories	12
– Database information	13
Compress 7001i AW (semi monobloc)	14 – 19
– System set-ups	15
– Clearances	15
– Key information	16
– Controls and accessories	17
– Database information	18
Compress 2000 AWF (full monobloc)	20 – 25
– Clearances	21
– Key information	22
– Controls and accessories	23
– Database information	24
Compress 3400i AWS (split)	26 – 31
– System set-ups	27
– Clearances	27
– Key information	28
– Controls	29
– Accessories	30
– Database information	31
Product database information	32
Air conditioning	33
Commercial	38
Guarantees	40
Training	42
Get in touch	Back cover

Why choose Bosch?

It's time to embrace a new age of home heating.

With our range of electrified solutions, you can help your customers reduce their reliance on gas[^], without giving up any of their creature comforts.

With training and support, we're with you every step of the way as you diversify your business and lead the way in electrified heating.



End-to-end support

We've got your back – with marketing, technical, and design teams always on-hand.



Get ahead

Training and support to go from newbie to expert.



Tried and tested

With over 15 years of expertise, Bosch is an established leader in electrified home heating.



Our customers rate us excellent

[^]A heat pump when running emits less carbon dioxide than a gas or oil boiler.



Heat pumps

Feel good heating

Low noise, lower carbon[^], – our heat pump range will take your business and your customers' homes into the future.

Take a look at our electrified solutions range.

Pages 8 – 13



Compress 5800i AW

Quiet, stylish design

- Semi monobloc air to water

Pages 20 – 25



Compress 2000 AWF

Clever, compact comfort

- Full monobloc air to water

Pages 14 – 19



Compress 7001i AW

Quiet, efficient heating

- Semi monobloc air to water

Pages 26 – 31



Compress 3400i AWS

Compact and flexible

- Split air to water

[^]A heat pump when running emits less carbon dioxide than a gas or oil boiler.

Compress 5800i AW

Quiet, stylish design



The CS5800i outdoor unit brings an electrified future to home heating. With space-saving features, a compact footprint, modern design, and easy installation – it's a compact heat pump with a big impact.



Quiet

Our quietest heat pump for peaceful homes



Powerful

Flow temp. up to 75°C for Irish homes



Peace of mind

Remote monitoring via HomeCom Easy app*

System set-ups

The following information shows some possible system configurations and the necessary minimum clearances.

Heat pump system

Outdoor unit with tower unit



Heat pump system

Outdoor unit with indoor unit and hot water cylinder



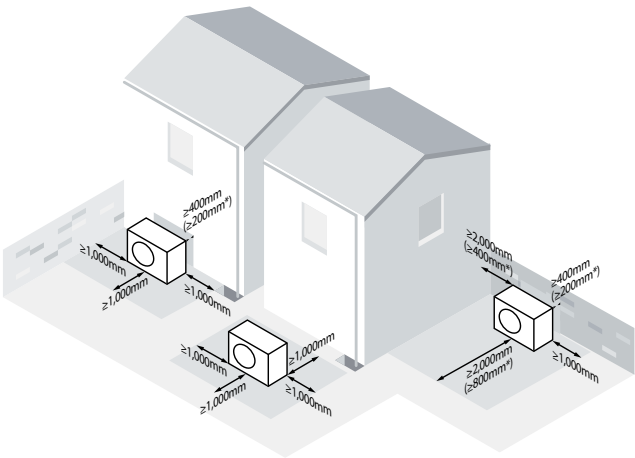
Hybrid system

Outdoor unit with hybrid unit, boiler* and system controller



Clearances

Front: 2,000mm (800mm**) Rear: 400mm (200mm**) Left/Right: 1,000mm (2,000mm to wall or 400mm**)



*New or existing (up to 32kW) Condens Combi 8000, 4000, CDi Compact, CDi Classic, Si Compact, i ErP, Heatslave II and Danesmoor Utility (ErP+, 2022+)

**Minimum distance: The clearance can be reduced to the minimum clearance on one side and either the front or rear. There must be no house openings (windows, doors, light shafts) and electrical sources of ignition (sockets, lamps, electric switches) within the protected area.

*Sound power - in accordance with EN 12102.

*Monitoring may cease automatically after 12 months. No disconnection required.

CS5800i AW key information

Outdoor unit

Model	4 OR-S	5 OR-S	7 OR-S
Part number	8 738 213 464	8 738 213 465	8 738 213 466
Dimensions	Width	1100mm	1100mm
	Height	800mm	800mm
	Depth	540mm	540mm
Cubic dimensions	0.475m³	0.475m³	0.475m³
Weight	143kg	143kg	143kg

Wall hung indoor unit

Model	AWE 12 E	CS5800i
Part number	8 738 214 990	8 732 963 437
Dimensions	Width	400mm
	Height	720mm
	Depth	297mm
Weight	26kg	20kg

Hybrid unit

Model	AWE 12 E	CS5800i
Part number	8 738 214 990	8 732 963 437
Dimensions	Width	400mm
	Height	720mm
	Depth	297mm
Weight	26kg	20kg

Siting information

Wall hung indoor unit – clearances

Front: 800mm
Left/Right: 50mm

Top: 550mm

Tower unit – clearances

Front: 800mm to wall
Left/Right: 50mm

Rear: 50mm
Top: 400mm

Controls



Connect-Key K40*

Control with wifi from anywhere, simply download the HomeCom Easy app.

Optional heat pump controls



CR11H (wired)

Simple to use room thermostat with humidity sensor and clear display.



CR20RF (wireless)

Wireless room thermostat, which works alongside the Connect-Key K40.



RT800 (wired)

Wired room thermostat, for the easiest and most immediate heating control.

Hybrid heat pump system controls



CH120 (wired)

Set the hybrid system strategy and monitor energy consumption with the CH120 system control.



EasyControl (wired)

Internet connected programmable control to manage the hybrid system from a smart device using the EasyControl app.

Control	Part number	ErP class**	% System efficiency**
CR11H	7 738 112 972	Class VI	4%
CR20RF	7 738 112 943	Class VI	4%
RT800	7 738 112 961	Class VI	4%
CH120	7 738 112 982	Class VI	4%
EasyControl Black	7 736 701 392	Class VI	4%
EasyControl White	7 736 701 341	Class VI	4%

*Connect-Key K40 included in all CS5800i AW IDU variants excluding hybrid heat pump systems
**Class VI / 4% if weather compensation mode enabled and installed as a room thermostat.

*Connections and access clearance.

Accessories

Description	Part number
Alarm buzzer	8 738 206 696
50l buffer	7 716 161 061
120l buffer	7 735 500 777
INPA Short (200mm – 400mm)	8 738 214 739
INPA Long (500mm – 10000mm)	8 738 214 740
Dew point sensor	7 747 204 698
Floor stand small	8 738 214 741
Small stand covers	8 738 214 742
Bracket kit for MM100	8 738 205 073
Wall-mount small	8 750 743 753
MM100 Mixer	7 738 110 140
CANbus cable 15m	8 738 206 183
CANbus cable 30m	8 738 206 184
Condensation heating cable 2.5m	8 738 214 748
Condensation heating cable 3.5m	8 738 214 749
Condensation heating cable 5.5m	8 738 214 750
CR20RF	7 738 112 943
RT800	7 738 112 961
CR11H	7 738 112 972
DHW tower hot water circulation pipe*	8 738 214 418
DHW cylinder sensor R40**	7 735 502 288
DHW cylinder sensor R60	7 735 502 289
Pump Group HS25/6 S BO	7 736 601 142
Pump Group HS25/6 BO	7 736 601 144
Pump Group HSM25/6 BO	7 736 601 148
Pump Group HS25/6 MM100 BO	7 736 601 151
Pump Group HSM25/6 MM100 BO	7 736 601 155

*Only compatible with the DHW tower where a DHW circulation pump is used.
**Only required if the system has a DHW cylinder requiring 2x DHW sensors.

Database information

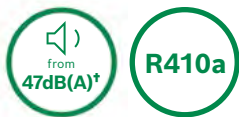
The following table shows product directory listings from the relevant databases: ENA, Triple E and HARP.

Model: Bosch CS5800iAW	ENA number	Triple E number	HARP number
4 ORE-S	TBC	HPU112635	971226
5 ORE-S	TBC	HPU112636	971228
7 ORE-S	TBC	HPU112637	971230
4 ORM-S	TBC	HPU112638	971227
5 ORM-S	TBC	HPU112639	971229
7 ORM-S	TBC	HPU112640	971231

Notes

Compress 7001i AW

Quiet, efficient heating



Low maintenance, lower carbon[^] - with everything you'd expect from Bosch quality design. The CS7001i is a high efficiency, semi monobloc heat pump with a raft of smart features suitable for small to medium homes, in renovation or new build projects.



Efficient
A+++ rated heating^s
for reliable home heating



Performance
Home comfort
in the coldest temperatures



Simple
Easy-to-use
temperature controls

[^]A heat pump when running emits less carbon dioxide than a gas or oil boiler.
A hybrid heat pump system when running emits less carbon dioxide compared to only using a gas or oil boiler.

^{*}Sound power - in accordance with EN 12102.

^sWith average environmental conditions and a flow temperature of 35 °C.

System set-ups

The following information shows some possible system configurations and the necessary minimum clearances.

Heat pump system
Outdoor unit
with tower unit



Heat pump system
Outdoor unit with
indoor unit and
hot water cylinder



Hybrid system
Outdoor unit with
indoor hybrid unit
and combi boiler

Compatible with natural
gas, LPG and oil boilers.



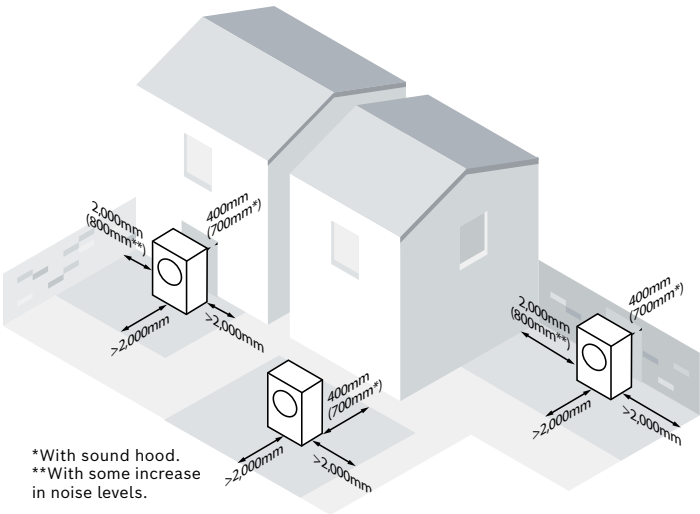
Hybrid system
Outdoor unit with
indoor hybrid unit,
system boiler and
hot water cylinder

Compatible with natural
gas and LPG boilers with
integral diverter valve.



Clearances

Front: 2,000mm Rear: 400mm (700mm*)
Left/Right: 2,000mm (800mm**)



*With sound hood.

**With some increase
in noise levels.

CS7001i AW key information

Outdoor unit

Model	5kW	7kW	9kW	13kW	17kW
Part number 8 738210 255	...210 256	...210 257	...602 089	...601 998
Dimensions	W	930mm	930mm	930mm	1122mm
	H	1380mm	1380mm	1380mm	1695mm
	D	440mm	440mm	440mm	545mm
Cubic dimensions		0.565m ³	0.565m ³	0.565m ³	1.036m ³
Weight		106kg	107kg	114kg	182kg

Tower unit

Model	5-9kW	13-17kW	5-9kW	13-17kW
Part number	8 738 212 649	8 738 212 650	8 733 602 107	8 733 602 108
Dimensions	W	600mm	600mm	485mm
	H	1800mm	1800mm	700mm
	D	600mm	600mm	386mm
Weight		145kg	150kg	32kg

Wall hung indoor unit

Indoor hybrid unit

Model	Hybrid AW
Part number	8 732 948 754
Dimensions	W 350mm
	H 757mm
	D 243mm
Weight	18kg

Siting information

Tower unit – clearances

Front: 800mm Left/Right: 50mm Top: 400mm

Indoor unit – clearances

Front: 800mm Left/Right: 50mm Top: 550mm

Hybrid unit – clearances

Front: 800mm Left/Right: 50mm Top: 550mm

Controls



Control with the CR11H

Simple to use intelligent room thermostat to control your heating system. It enables Bosch Energy Management System to provide the best comfort to the homeowner.

- Wired room control
- Humidity sensor
- Clear, segment display
- Selector / Dial adjustment

Control	Part number	ErP class	% System efficiency
CR11H	7 738 112 972	Class VI*	4%*

*Class VI / 4% if weather compensation mode enabled.

Accessories

Description	Part number
3-way valve (22mm)	8 738 201 412
3-way valve (28mm)	8 738 201 411
CANbus cable 2x2x0.752 15m	8 738 206 183
CANbus cable 2x2x0.752 30m	8 738 206 184
CR11H	7 738 112 972
MM100 Mixer (multi-zone controller)	7 738 110 140
Heating cable CSC/TS 2m/30W/230V	7 719 003 296
Heating cable CSC/TS 3m/45W/230V	7 719 003 297
Heating cable CSC/TS 5m/75W/230V	7 719 003 298
Assembly INPA hose	8 733 716 993
Bracket Kit for MM100	8 738 205 073
Dew point sensor	7 747 204 698
Sound hood 5-9kW (front)	8 733 709 284
Sound hood 5-9kW (back)	8 733 709 037
Sound hood 13-17kW (front)	8 733 709 289
Sound hood 13-17kW (back)	8 733 709 042
Alarm buzzer	8 738 206 696
50l Buffer vessel	7 716 161 061
120l Buffer vessel	7 735 500 777

Accessories continued

Description	Part number
Pump Group HS25/6 s BO	7 736 601 142
Pump Group HS25/6 BO	7 733 601 144
Pump Group HSM25/6 BO	7 733 601 148
Pump Group HS25/6 MM100 BO	7 733 601 151
Pump Group HSM25/6 MM100 BO	7 733 601 155
Optional accessories available directly from merchant	
Rubber feet	See merchant
UV and frost protection pipe insulation	See merchant

Database information

The following table shows product directory listings from the relevant databases: ENA and Triple E.

Model: Bosch CS7001iAW	ENA number	Triple E number
5 ORE-S	HP_3410	HPU101998
7 ORE-S	HP_3411	HPU101999
9 ORE-S	HP_3412	HPU102000
13 ORE-S	HP_3413	HPU102001
17 ORE-T	HP_3418	HPU102002
5 ORM-S		HPU102003
7 ORM-S		HPU102004
9 ORM-S		HPU102005
13 ORM-S		HPU102006
17 ORM-T		HPU102007

Notes

Compress 2000 AWF

Clever, compact comfort



The CS2000* is an all-in-one full monobloc heat pump, built to speed up and simplify installation. With flexible outputs, adjustable sound levels, efficient operation, and simple control – give your customers the heating reliability they're used to, with a smaller carbon footprint^.



Easy installation
With all-in-one monobloc design



Flexible outputs
4-30kW with flow temp. of up to 65°C



Easy access
Service and maintain with ease

^A heat pump when running emits less carbon dioxide than a gas or oil boiler.
A hybrid heat pump system when running emits less carbon dioxide compared to only using a gas or oil boiler.

*Hybrid option available.

*Sound power - in accordance with EN 12102.

Clearances

Rear air inlets

These must be a minimum of 300mm from any obstruction.

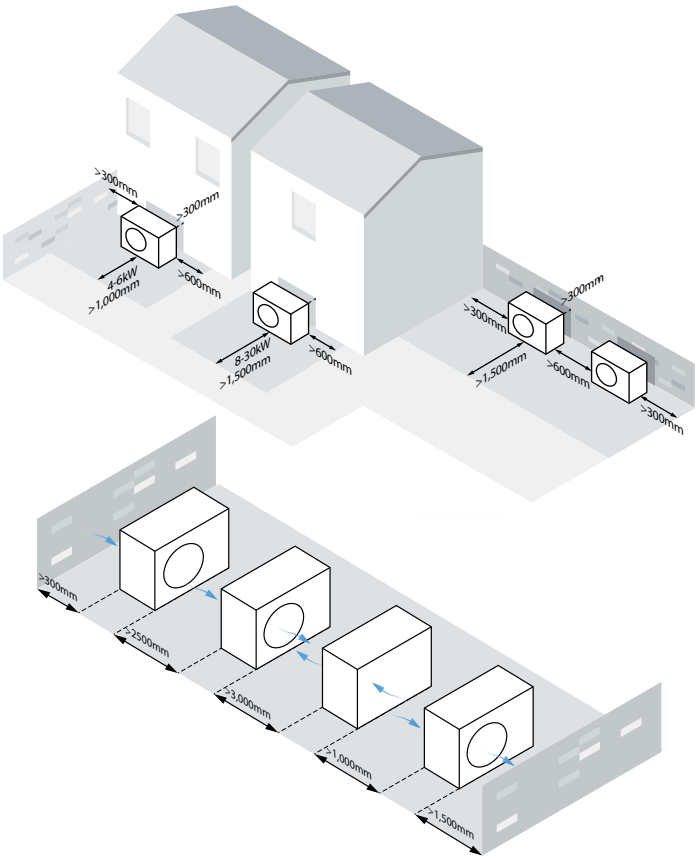
Front air outlets

Minimum clear zone in front for 4kW-6kW output units 1,000mm. For larger output units, its 1,500mm.

Parallel configurations

When multiple units are installed the minimum clearances shown here must apply.

Please refer to installation manual for detailed clearances.



CS2000 AWF key information

Outdoor unit – single phase

Model	4 R-S	6 R-S	8 R-S	10 R-S
Part number 7 738 602277	...278	...279	...280
Dimensions W	1295mm	1295mm	1385mm	1385mm
H	717mm	717mm	864mm	864mm
D	400mm	400mm	445mm	445mm
Cubic dimensions	0.37m ³	0.37m ³	0.53m ³	0.53m ³
Weight	86kg	86kg	105kg	105kg

Model	12 R-S	14 R-S	16 R-S
Part number 7 738 602281	...282	...283
Dimensions W	1385mm	1385mm	1385mm
H	864mm	864mm	864mm
D	445mm	445mm	445mm
Cubic dimensions	0.53m ³	0.53m ³	0.53m ³
Weight	129kg	129kg	129kg

Outdoor unit – three phase

Model	18 R-S	22 R-S	26 R-S	30 R-S
Part number 7 738 602287	...288	...289	...290
Dimensions W	1120mm	1120mm	1120mm	1120mm
H	1557mm	1557mm	1557mm	1557mm
D	400mm	400mm	400mm	400mm
Cubic dimensions	0.69m ³	0.69m ³	0.69m ³	0.69m ³
Weight	177kg	177kg	177kg	177kg

Controls



All under control

Customers can take control of their home heating with the included controller – complete with integrated temperature sensor, zone thermostat function, two-zone system management, outdoor weather sensor, and more.

Accessories


Description	Part number
Hose kit 300mm 1", 4-6kW	7 738 602 359
Hose kit 300mm 1 ¼", 8-30kW	7 738 602 360
DHW temperature sensor, 30m	7 738 602 364
DHW temperature sensor, 10m	7 738 602 363
System freeze protection kit, 4-6kW	7 738 602 366
System freeze protection kit, 8-16kW	7 738 602 367
System freeze protection kit, 18-30kW	7 738 602 368
Floor antivibration kit, 4-16kW	7 738 602 372
Floor antivibration kit, 18-30kW	7 738 602 377
Double zone distribution unit: direct + mixed (with mixing valve)	7 738 602 361
Double zone distribution unit: direct + mixed	7 738 602 362
1-Phase electric back-up heater	7 738 602 369
3-Phase electric back-up heater	7 738 602 370
Drain pan for condensate	7 738 602 371
Wall antivibration kit, 4-16kW	7 738 602 373
Wall antivibration kit, 18-30kW	7 738 602 378
Wall mounting brackets	7 738 602 374
3-Way valve, 4-6kW	7 738 602 375
3-Way valve, 8-16kW	7 738 602 524
3-Way valve, 18-30kW	7 738 602 525

Database information

The following table shows product directory listings from the relevant databases: ENA, Triple E and HARP.

Model: Bosch CS2000AWF	ENA number	Triple E number	HARP number
4 R-S	HP_3437	HPU112855	971247
6 R-S	HP_3438	HPU112856	971248
8 R-S	HP_3439	HPU112857	971249
10 R-S	HP_3440	HPU112858	971250
12 R-S	HP_3441	HPU112859	971251
14 R-S	HP_3442	HPU112860	971253
16 R-S	HP_3443	HPU112861	971255
18 R-T	HP_3450	HPU112862	971257
22 R-T	HP_3451	HPU112863	971258
26 R-T	HP_3452	HPU112864	971259
30 R-T	HP_3453	N/A	971261

Notes



Compress 3400i AWS

Compact and flexible



4kW outdoor unit

6-10kW outdoor unit



Simple, space-saving, and speedy to install – the CS3400i is new build and renovation-friendly, designed to suit most homes.



Planning exempt
Compact outdoor unit typically needs no planning permission



Fits anywhere
Wall-mount, floor-mount, or install up to 30m away from the indoor unit



High output
Up to 60°C max. flow, with R32 refrigerant

System set-ups

The following information shows some possible system configurations and the necessary minimum clearances.

Heat pump system
Outdoor unit with tower unit



Heat pump system
Outdoor unit with indoor unit and hot water cylinder



Hybrid system
Outdoor unit with indoor hybrid unit and combi boiler*



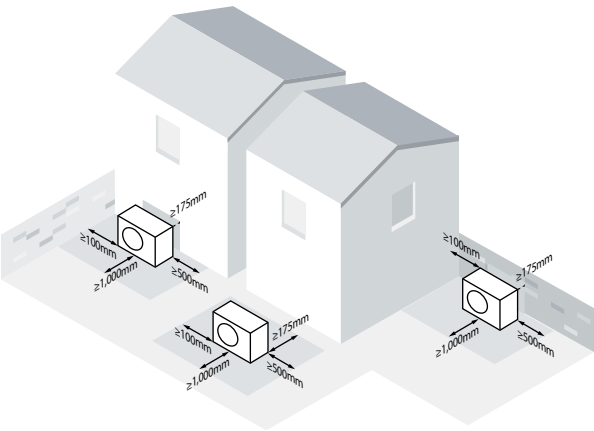
Hybrid system
Outdoor unit with indoor hybrid unit, system boiler and hot water cylinder



Compatible with new or existing Condens Combi 8000, 4000, CDi Compact, CDi Classic, Si Compact, ErP NG Combi, Heatslave II, Danesmoor.

Clearances

Front: 1,000mm Rear: 175mm
Left/Right: 100mm on fan side to wall
500mm on access side to wall



*Sound power - in accordance with EN 12102.

CS3400i AWS key information

Outdoor unit

Model	4 OR-S	6 OR-S	8 OR-S	10 OR-S
Part number 8 750 722680	...681	...682	...683
Dimensions	Width	976mm	975mm	975mm
	Height	609mm	864mm	864mm
	Depth	380mm	380mm	380mm
Cubic dimensions	0.225m³	0.32m³	0.32m³	0.32m³
Weight	50kg	66kg	66kg	66kg
SCOP W35	4.61	4.21	4.34	3.95

Tower unit

Model		Wall hung indoor unit AWS 10 E
Part number	8 738 213 440	7 738 602 259
Dimensions	Width	600mm
	Height	1800mm
	Depth	600mm
Weight	136kg	41kg

Indoor hybrid unit

Model		Hybrid AWS
Part number		8 738 808 679
Dimensions	Width	350mm
	Height	757mm
	Depth	243mm
Weight		22kg

Siting information

Tower unit – clearances

Front: 400mm Left/Right 50mm Top: 400mm

Indoor unit – clearances

Front: 800mm Left/Right: 50mm Top: 550mm

Hybrid unit – clearances

Front: 800mm Left/Right: 100mm Top: 550mm

Controls

Optional controls



Control with the CR11H

7 738 112 972

Simple to use intelligent room thermostat to control your heating system. It enables Bosch Energy Management System to provide the best comfort to the homeowner.

- ▶ Wired room control
- ▶ Humidity sensor
- ▶ Clear, segment display
- ▶ Selector / Dial adjustment



Connect-Key K40

7 738 114 013

Wall holder accessory

7 738 113 985

Control from anywhere with Connect-Key K40*.

Simply connect the key, download the HomeCom Easy app and connect to the wifi.

*Not compatible with hybrid systems.

Control	Part number	ErP class	% System efficiency
CR11H	7 738 112 972	Class VI*	4%**

**Class VI / 4% if weather compensation mode enabled.

Accessories

Description	Part number
50l Buffer vessel	7 716 161 061
120l Buffer vessel	7 735 500 777
CR11H	7 738 112 972
MM100 Mixer	7 738 110 140
Bracket Kit for MM100	8 738 205 073
3 Way Valve 28mm (Moulded)	8 738 213 355
3 Way Valve 22mm (Moulded)	8 738 213 356
Cable CANbus 15m 2x2x0,75	8 738 206 183
Cable CANbus 30m 2x2x0,75	8 738 206 184
Hybrid Filter Set	7 736 604 293
DHW /Flow Sensor 4m	8 738 206 017
Sensor 4m T1/T4 Nr.1133	7 719 002 853
Pipe Refrigerant 1/2_1/4 10m	7 733 701 502
Pipe Refrigerant 1/2_1/4 20m	7 733 701 503
Kit Refrigerant Pipe 1/4_5/8 20m	7 716 842 659
Heating Cable Kit	7 738 602 276
Floor Mounting Kit	7 716 161 065
Wall Mounting	7 747 222 358
Connect Key K40	7 738 114 013
K40 Wall Holder	7 738 113 985
Pump Group HS25/6 s BO	7 736 601 142
Pump Group HS25/6 BO	7 733 601 144
Pump Group HSM25/6 BO	7 733 601 148
Pump Group HS25/6 MM100 BO	7 733 601 151
Pump Group HSM25/6 MM100 BO	7 733 601 155
HKV 2/25/25 Manifold for 2 Pump Groups	8 718 599 377
HKV 2/25/32 Manifold for 3 Pump Groups	8 718 599 379
WHY/HKV 2/25/25 Manifold for 2 Pump Groups with LLH	8 718 599 383
LLH Accessory WHY DN25	8 718 599 384
Standalone LLH Accessory WHY 80/60	8 718 599 385
Wall Hung Installation Set 1	6 790 047 0
Wall Hung Installation Set 2 (Heating Circuit)	6 790 047 1
Wall Hung Installation Set 3	6 790 047 2
Thermocouple TB1	7 719 002 255

Database information

The following table shows product directory listings from the relevant databases: ENA, Triple E and HARP.

Model: Bosch CS3400i AWS	ENA number	Triple E number	HARP number
4 ORE-S	HP_3430	HPU111158	971218
4 ORM-S		HPU111162	971219
6 ORE-S	HP_3432	HPU111159	971220
6 ORM-S		HPU111163	971221
8 ORE-S	HP_3434	HPU111160	971222
8 ORM-S		HPU111164	971223
10 ORE-S	HP_3436	HPU111161	971224
10 ORM-S		HPU111165	971225

Notes

Product database information

All Bosch products are listed in relevant databases, to ensure compliance and eligibility with incentives. These include: the Energy Networks Association (ENA) Low Carbon Technologies Heat Pump Database, the Triple E number, and the HARP Database.

The Energy Networks Association (ENA) Low Carbon Technologies Heat Pump Database provides technical data to the Distribution Network Operators (DNO) and is required when low carbon products are installed onto the electrical network.

The Triple E Products Register is a searchable list of energy efficient products. Products on this register all meet a minimum set of stringent energy efficiency criteria and typically will be of a best-in-class efficiency standard.

The HARP database provides domestic BER assessors with information on the efficiency of heating appliances available in Ireland for use in DEAP. Product submissions to HARP include product test data, product identification documentation and HARP submission forms. The database has been in operation since 2006.

Let cool rule

Air conditioning

Providing both heating and cooling, our air conditioning range is suitable for a wide range of applications, including both new and retro installations in residential and commercial properties.

Take a look at our air con range.



Climate 3200i

Fresher. Cooler. Cleaner



Climate 7000i

Ultimate indoor coolness

Air conditioning

Climate 3200i



Single Split Air Conditioning

Description	Part number
CL3200i-Set 26 WE	7 733 703 595
CL3200i-Set 35 WE	7 733 703 596
CL3200i-Set 53 WE	7 733 703 597
CL3200i-Set 70 WE	7 733 703 598

Climate 7000i



Single Split Air Conditioning

Description	Part number
CL7000i-Set 26 E (White)	7 733 703 119
CL7000i-Set 35 E (White)	7 733 703 120
CL7000i-Set 53 E (White)	7 733 703 122
CL7000i-Set 26 EB (Black)	7 733 703 129
CL7000i-Set 35 EB (Black)	7 733 703 130
CL7000i-Set 53 EB (Black)	7 733 703 132

Multi Split Air Conditioning

Description	Part number
CL5000M 41/2 E Outdoor Unit	7 733 701 932
CL5000M 53/2 E Outdoor Unit	7 733 701 933
CL5000M 62/3 E Outdoor Unit	7 733 701 934
CL5000M 79/3 E Outdoor Unit	7 733 701 935
CL5000M 82/4 E Outdoor Unit	7 733 701 936
CL5000M 105/4 E Outdoor Unit	7 733 701 937
CL5000M 125/5 E Outdoor Unit	7 733 701 938
Climate 3000i - CL3000iU W 20 E Indoor Unit	7 733 701 997
CL3200iU W 26 E indoor Unit	7 733 703 588
CL3200iU W 35 E indoor Unit	7 733 703 589
CL3200iU W 53 E indoor Unit	7 733 703 590
CL3200iU W 70 E indoor Unit	7 733 703 591
CL5000iM 4CC 21 E Indoor Unit	7 733 701 939
CL5000iM 4CC 26 E Indoor Unit	7 733 701 940
CL5000iU 4CC 35 E Indoor Unit	7 733 701 878
CL5000iU 4CC 53 E Indoor Unit	7 733 701 879
CL5000iU 4C 70 E Indoor Unit	7 733 701 880
Panel CL5000i-P 4CC Indoor	7 733 701 886
Panel CL5000i-P 4C Indoor Units (7kW only)	7 733 701 887
CL5000iU D 35 E Indoor Unit	7 733 701 888
CL5000iU D 53 E Indoor Unit	7 733 701 889
CL5000iU D 70 E Indoor Unit	7 733 701 890

Large Split Cassette Air Conditioning

Description	Part number
CL5000iL Set 35 4CCE	7 733 701 908
CL5000iL Set 35 4CCE - Outdoor unit	7 733 701 869
CL5000iL Set 35 4CCE - Indoor unit	7 733 701 878
CL5000iL Set 35 4CCE - Cassette panel	7 733 701 886
CL5000iL Set 53 4CCE	7 733 701 909
CL5000iL Set 53 4CCE - Outdoor unit	7 733 701 870
CL5000iL Set 53 4CCE - Indoor unit	7 733 701 879
CL5000iL Set 53 4CCE - Cassette panel	7 733 701 886

*Terms and conditions apply, see website for details.
**White indoor unit available.

Description	Part number
CL5000iL Set 70 4CE	7 733 701 910
CL5000iL Set 70 4CE - Outdoor unit	7 733 701 871
CL5000iL Set 70 4CE - Indoor unit	7 733 701 880
CL5000iL Set 70 4CE - Cassette panel	7 733 701 887
CL5000iL Set 88 4CE	7 733 701 911
CL5000iL Set 88 4CE - Outdoor unit	7 733 701 872
CL5000iL Set 88 4CE - Indoor unit	7 733 701 881
CL5000iL Set 88 4CE - Cassette panel	7 733 701 887
CL5000iL Set 105 4CE	7 733 701 912
CL5000iL Set 105 4CE - Outdoor unit	7 733 701 873
CL5000iL Set 105 4CE - Indoor unit	7 733 701 882
CL5000iL Set 105 4CE - Cassette panel	7 733 701 887
CL5000iL Set 125 4CE	7 733 701 924
CL5000iL Set 125 4CE - Outdoor unit	7 733 701 875
CL5000iL Set 125 4CE - Indoor unit	7 733 701 883
CL5000iL Set 125 4CE - Cassette panel	7 733 701 887
CL5000iL Set 140 4CE-3	7 733 701 925
CL5000iL Set 140 4CE-3 - Outdoor unit	7 733 701 876
CL5000iL Set 140 4CE-3 - Indoor unit	7 733 701 884
CL5000iL Set 140 4CE-3 - Cassette panel	7 733 701 887
CL5000iL Set 160 4CE-3	7 733 701 926
CL5000iL Set 160 4CE-3 - Outdoor unit	7 733 701 877
CL5000iL Set 160 4CE-3 - Indoor unit	7 733 701 885
CL5000iL Set 160 4CE-3 - Cassette panel	7 733 701 887

Large Split Ceiling/Floor Air Conditioning

Description	Part number
CL5000iL-Set 53 CF	7 733 701 920
CL5000iL-Set 53 CF - Outdoor unit	7 733 701 870
CL5000iL-Set 53 CF - Indoor unit	7 733 701 896
CL5000iL-Set 70 CF	7 733 701 921
CL5000iL-Set 70 CF - Outdoor unit	7 733 701 871
CL5000iL-Set 70 CF - Indoor unit	7 733 701 897
CL5000iL-Set 105 CF	7 733 701 922
CL5000iL-Set 105 CF - Outdoor unit	7 733 701 873
CL5000iL-Set 105 CF - Indoor unit	7 733 701 898
CL5000iL-Set 140 CF-3	7 733 701 930
CL5000iL-Set 140 CF-3 - Outdoor unit	7 733 701 876
CL5000iL-Set 140 CF-3 - Indoor unit	7 733 701 899
CL5000iL-Set 160 CF-3	7 733 701 931
CL5000iL-Set 160 CF-3 - Outdoor unit	7 733 701 877
CL5000iL-Set 160 CF-3 - Indoor unit	7 733 701 900

Large Split Ducted Air Conditioning

Description	Part number
CL5000iL Set 35 DE	7 733 701 914
CL5000iL Set 35 DE - Outdoor unit	7 733 701 869
CL5000iL Set 35 DE - Indoor unit	7 733 701 888
CL5000iL Set 53 DE	7 733 701 915
CL5000iL Set 53 DE - Outdoor unit	7 733 701 870
CL5000iL Set 53 DE - Indoor unit	7 733 701 889
CL5000iL Set 70 DE	7 733 701 916
CL5000iL Set 70 DE - Outdoor unit	7 733 701 871
CL5000iL Set 70 DE - Indoor unit	7 733 701 890
CL5000iL Set 88 DE	7 733 701 917
CL5000iL Set 88 DE - Outdoor unit	7 733 701 872
CL5000iL Set 88 DE - Indoor unit	7 733 701 891
CL5000iL Set 105 DE	7 733 701 918
CL5000iL Set 105 DE - Outdoor unit	7 733 701 873
CL5000iL Set 105 DE - Indoor unit	7 733 701 892
CL5000iL Set 125 DE	7 733 701 927
CL5000iL Set 125 DE - Outdoor unit	7 733 701 875
CL5000iL Set 125 DE - Indoor unit	7 733 701 893
CL5000iL Set 140 DE-3	7 733 701 928
CL5000iL Set 140 DE-3 - Outdoor unit	7 733 701 876
CL5000iL Set 140 DE-3 - Indoor unit	7 733 701 894
CL5000iL Set 160 DE-3	7 733 701 929
CL5000iL Set 160 DE-3 - Outdoor unit	7 733 701 877
CL5000iL Set 160 DE-3 - Indoor unit	7 733 701 895


Accessories

Description	Part number
Module IP-Gateway (required for Wi-Fi connection)	7 736 606 771
Gateway connector required for connecting IP-Gateway to 4way compact cassette and ducted indoor units	7 733 701 951

We offer a range of cassette, ducted and ceiling/floor indoor units suitable for a wide range of applications.

To view our entire range of large single split air conditioning units, please visit: **worcester-bosch.ie/air-conditioning**

Commercial heat pumps



CS3000 AWP overview

Our Compress 3000 AWP is a state-of-the-art commercial heat pump, that is perfect for both existing and new build installations in commercial and multi-family residential properties.




Find out more about the CS3000 AWP

Hybrid options

Easy to install and maintain, the Compress 3000 AWP can be used as standalone or as part of a hybrid system. The heat pump is available in four hydraulic variants making it quick and easy to install with existing heat sources such as gas and oil boilers.

It detects the most economical combination based on outside temperatures to give you the most efficient solution.



Guarantees

Air to water heat pumps

Once registered, every heat pump comes with a guarantee as standard. Speak to your merchant for more information.

How to get the longest guarantee for your customer

Every installer should follow the same steps to start the extended guarantee inspection check process and depending on your industry certifications, you'll have access to different guarantee lengths.

- 1. Register or log in to your loyalty portal (worcester-bosch.ie/login) and register your heat pump installation. Then you'll receive an email, with a link to the pre-commissioning document.
- 2. Complete the pre-commissioning document once the appliance is installed.
- 3. Your next steps will depend on your industry certification. Our extended guarantee inspection checks can take place remotely.

Expert on-hand support when you need it

Technical helpline (Pre & Post sales)
Email: technical-advice@uk.bosch.com

Heat pump breakdown (Enquiries & Bookings)
Email: renewable.worcester@uk.bosch.com

Heat pump commissioning (Enquiries)
Email: registrations.heatpump@uk.bosch.com

Energy Superstore Cappancur

Tullamore Co Offaly
+353 579324062



*Terms and conditions apply, see website for details.

Training

Trade-rated training

Born from 35+ years of experience, our renowned training solutions offer bespoke, expert training for our entire product range.

Learn how to specify, install, service and maintain by getting the inside scoop on all our appliances.



Trusted by thousands

Every year 14,000+ installers trust us to keep their skills up to speed.



Training on tap

Choose from training academies, mobile trainers or online courses.



Old and new

From legacy and new products to future-proofing your business.

Online introduction courses


Learn online wherever you are, at a pace that suits you.



Visit our online Training Academy to get your learning journey started.



Join our 'Worcester Bosch Training Academy' Facebook group for online courses and training videos.



Product training courses

Our training courses will help you get hands-on experience to understand all the features and benefits, specification, installation, and servicing of our products.

Visit us at our training academy in Dublin.



Book on to a course at:
worcester-bosch.ie/training



Share

We would love to see your installations.



Worcester Bosch Professional



@WorcesterBoschProfessional



Worcester Bosch



WorcesterBoschHeating



This brochure
is recyclable.

Bosch Home Comfort

Cotswold Way
Warndon
Worcester
WR4 9SW

worcester-bosch.ie